

APPROVED BY

SEP 6 2012

**AGENDA SUBMISSION FORM  
SCHOOL DISTRICT OF WALTON COUNTY, FLORIDA  
WALTON COUNTY SCHOOL BOARD**

MEETING DATE:

September 6, 2012

AGENDA ITEM NUMBER:

Action 3.03

TITLE:

Public Hearing to Adopt the Final Millage and Budget for FY 2012-13

REQUESTED ACTION:

Adoption of final millage and budget advertised to begin at 5:15 PM

SUMMARY EXPLANATION AND BACKGROUND:


After opening the public hearing, the Board will hear comments regarding the proposed budget and millage. The public must be afforded an opportunity to speak and ask questions. Following all comments and questions, the Board must adopt the final millage first, either as presented or revised. The millage is presented by means of the Resolution Determining Revenues and Millage Levied, Res. #1213-01B. This resolution is attached. The Board must then adopt the budget, either as presented or revised. This budget is attached also.

EXHIBITS ATTACHED:

- 1. Instructional Program Impact Statement: \_\_\_\_\_
- 2. Staffing Impact Statement: \_\_\_\_\_
- 3. Financial Impact Statement: Total Proposed Millage is 5.013; Total Proposed Budget is \$93,410,000

PREPARED BY:

Mary Hobbs  
Chief Financial Officer



BOARD ACTION:

- Approved       Disapproved
- Other (specify) \_\_\_\_\_


SOURCE OF ADDITIONAL INFORMATION:

Name: \_\_\_\_\_  
Phone: \_\_\_\_\_

(For use of official Board Record's office only)

# Public Hearing: Final Budget & Millage

Sept. 6, 2012



# Format of this Hearing

- Open the hearing
- % proposed millage rate > roll-back rate
- Provide info re budget and millage
- Give the public a chance to speak!
- Adopt the millage by Resolution - 5.013 mills
- Adopt the final budget \$93,410,000
- Close the hearing

# Comparison to Roll-Back Rate

- Rolled back rate = rate to bring in same taxes as last year
- Rolled back rate = 5.0606
- Proposed rate = 5.0130
- Decrease .0476 or 0.94% LESS!

# Millage Rate Compared to Last Year

- Proposed Millage rate= 5.013
- Last year's Millage rate= 5.011
- Increase .002 mills more or  
2 thousandth's of a mill
- NO Increase in taxes

# Decrease in proposed budget over last year

- Last year's budget= \$94,207,000
  - This year's budget= 93,410,000
  - Decrease \$ 797,000
- 
- Making up the decrease:
    - General Operating 265,000
    - Capital Projects 532,000

# Analysis of Fund Balance

- General Operating Revenues & transfers in total \$62,471,915
- Appropriations total \$62,762,330
- This results in a projected fund balance at June 30, 2013 of \$2,449,000. This would be approximately 4.10% of estimate revenues. By law this must be at least 3%.

# Analysis of Fund Balance con't

- The primary reason that appropriations exceed estimated revenues/transfers in are:
  - additional positions for growth
  - Increased risk management insurance costs



# Analysis of Fund Balance con't

The increase in revenues are primarily because we were able to use funds from a bond issue being retired and estimated insurance rebates

-We are budgeting a reduction of \$465,000 for employee attrition

# Capital Projects Appropriations and chief planned expenditures


- Chief planned expenditures are:
  - Emerald Coast Middle \$1,550,000
  - Lease Purchase Payments 3,200,000
  - Walton MS 6<sup>th</sup> Grade 3,068,000
  - New School South-Central 2,000,000
  - Athletic Facilities 1,873,000
  - Transfers to Gen Operating 1,895,000

# Conclusion

- This completes my comments about the budget. At this time the public is invited to speak and ask questions. THEN...
- Adopt the final millage first, which we do by resolution 1213-08(B) – proposed 5.013 mills
- Adopt the final budget proposed in the amount of \$93,410,000

Please return completed form to:  
 Florida Department of Education  
 Office of Funding and Financial Reporting  
 325 W. Gaines St., Room 824  
 Tallahassee, FL 32399-0400

**FLORIDA DEPARTMENT OF EDUCATION  
 Walton County School Board Resolution #1213-08 B  
 RESOLUTION DETERMINING  
 REVENUES AND MILLAGES LEVIED**



RESOLUTION OF THE DISTRICT SCHOOL BOARD OF WALTON COUNTY, FLORIDA, DETERMINING THE AMOUNT OF REVENUES TO BE PRODUCED AND THE MILLAGE TO BE LEVIED FOR THE GENERAL FUND, FOR THE DISTRICT LOCAL CAPITAL IMPROVEMENT FUND, AND FOR DISTRICT DEBT SERVICE FUNDS FOR THE FISCAL YEAR BEGINNING JULY 1, 2012, AND ENDING JUNE 30, 2013.

WHEREAS, Section 1011.04, Florida Statutes, requires that upon receipt of the certificate of the property appraiser giving the assessed valuation of the county and of each of the special tax school districts, the school board shall determine, by resolution, the amounts necessary to be raised for current operating purposes and for debt service funds and the millage to be levied for each such fund, including the voted millage; and

WHEREAS, Section 1011.71, Florida Statutes, provides for the amounts necessary to be raised for local capital improvement outlay and the millage to be levied; and

WHEREAS, the certificate of the property appraiser has been received;

THEREFORE, BE IT RESOLVED by the District School Board that the amounts necessary to be raised as shown by the officially adopted budget and the millages necessary to be levied for each school fund of the district for the fiscal year are as follows:

DISTRICT SCHOOL TAX (non-voted levy)

a) Certified taxable value	b) Description of levy	c) Amount to be raised	d) Millage levy
\$ <u>11,248,408,398</u>	Required Local Effort	\$ <u>30,916,025</u>	<u>2.8630 mills</u> <small>s. 1011.62(4), F.S.</small>
	Prior Period Funding Adjustment Millage	\$ <u>21,597</u>	<u>0.0020 mills</u> <small>s. 1011.62(4)(c), F.S.</small>
	Total Required Millage	\$ <u>30,937,622</u>	<u>2.8650 mills</u>

DISTRICT SCHOOL TAX DISCRETIONARY MILLAGE (non-voted levy)

a) Certified taxable value	b) Description of levy	c) Amount to be raised	d) Millage levy
\$ <u>11,248,408,398</u>	Discretionary Operating	\$ <u>8,077,257</u>	<u>0.7480 mills</u> <small>s. 1011.71(1), F.S.</small>

DISTRICT SCHOOL TAX ADDITIONAL MILLAGE (voted levy)

a) Certified taxable value	b) Description of levy	c) Amount to be raised	d) Millage levy
\$ <u>11,248,408,398</u>	Additional Operating	\$ <u>5,399,236</u>	<u>0.5000 mills</u> <small>ss. 1011.71(9) and 1011.73(2), F.S.</small>
	Additional Capital Improvement	\$ <u>0</u>	<u>0 mills</u> <small>s. 1011.73(1), F.S.</small>

4. DISTRICT LOCAL CAPITAL IMPROVEMENT TAX (non-voted levy)

a) Certified taxable value	b) Description of levy	c) Amount to be raised	d) Millage levy
\$ <u>11,248,408,398</u>	Local Capital Improvement	\$ <u>9,718,625</u>	<u>0.9000</u> mills <small>s. 1011.71(2), F.S.</small>
	Discretionary Capital Improvement	\$ <u>0</u>	<u>0</u> mills <small>s. 1011.71(3)(a), F.S.</small>

5. DISTRICT DEBT SERVICE TAX (voted levy)


a) Certified taxable value	b) Description of levy	c) Amount to be raised	d) Millage levy
\$ _____	_____	\$ _____	_____ mills <small>s. 1010.40, F.S.</small>
	_____	\$ _____	_____ mills <small>s. 1011.74, F.S.</small>
	_____	\$ _____	_____ mills

6. THE TOTAL MILLAGE RATE TO BE LEVIED  EXCEEDS  IS LESS THAN THE ROLL-BACK RATE COMPUTED PURSUANT TO SECTION 200.065(1), F.S., BY -0.94 PERCENT.

STATE OF FLORIDA

COUNTY OF WALTON

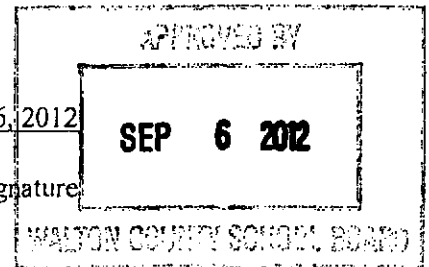
I, Carlene H. Anderson, Superintendent of Schools and ex-officio Secretary of the District School Board of Walton County, Florida, do hereby certify that the above is a true and complete copy of a resolution passed and adopted by the District School Board of Walton County, Florida, September 6, 2012.



Signature of Superintendent of Schools

September 6, 2012

Date of Signature



Note: Copies of this resolution shall be sent to the Florida Department of Education, School Business Services, Office of Funding and Financial Reporting, 325 W. Gaines Street, Room 824, Tallahassee, Florida 32399-0400; county tax collector; and county property appraiser.

# **RECOMMENDATIONS**

(As of September 6, 2012)

1 Adopt the proposed millage rate (by resolution)

Operating

Required	2.865
Discretionary	0.748
Supplemental	0.000
Voted operating	0.500
Total operating	4.113

Capital outlay 0.900

Total Millage 5.013

2 Adopt the budget:

General Operating	\$ 65,211,000
Special Revenue, Food Service	\$ 3,243,000
Special Revenue, Federal Programs	\$ 5,539,000
Special Revenue, Race to the Top	\$ 167,000
Debt Service	\$ 3,797,000
Capital Outlay	\$ 15,453,000
Total Budget	<u><u>\$ 93,410,000</u></u>

3 Authorize the staff to fulfill the requirements related to budget adoption as specified in florida statutes (200.065, TRIM - Truth in Millage).

**WALTON COUNTY  
SCHOOL DISTRICT**

**BUDGET HANDBOOK**  
**2012-'13**  
(As of September 6, 2012)

## **PROPOSED BUDGET FOR 2012-'13**

(As of September 6, 2012)

<u>FUND TYPE:</u>	<u>Estimated 2012-'13</u>	<u>Projected 2011-'12</u>	<u>Increase/ (Decrease)</u>
General (Operating)	\$ 65,211,000	\$ 65,476,000	\$ (265,000)
Special Revenue, Food Service	3,243,000	3,182,000	61,000
Special Revenue, Federal Programs	5,539,000	4,914,000	625,000
Special Revenue, State Stabilization	-	-	-
Special Revenue, Targeted ARRA	-	137,000	(137,000)
Special Revenue, Fed. Educ. Jobs	-	21,000	(21,000)
Special Revenue, Race To The Top	167,000	258,000	(91,000)
Debt Service	3,797,000	4,309,000	(512,000)
Capital Projects	15,453,000	15,910,000	(457,000)
Total	<u>\$ 93,410,000</u>	<u>\$ 94,207,000</u>	<u>\$ (797,000)</u>



**GENERAL OPERATING FUND**  
**(As of September 6, 2012)**

This fund is used to account for the day-to-day operation of the school system. It pays for the majority of:

Salaries and fringe benefits

Retirement (5.18%), FICA & MEDI (7.65%)

Workers Comp. (.85% to 6.16%),

Medical insurance (approx. \$5,000 per employee)

Supplies and materials

Textbooks

Transportation

Utilities

Other expenditures, including fees, agreements,  
repairs, equipment, etc.

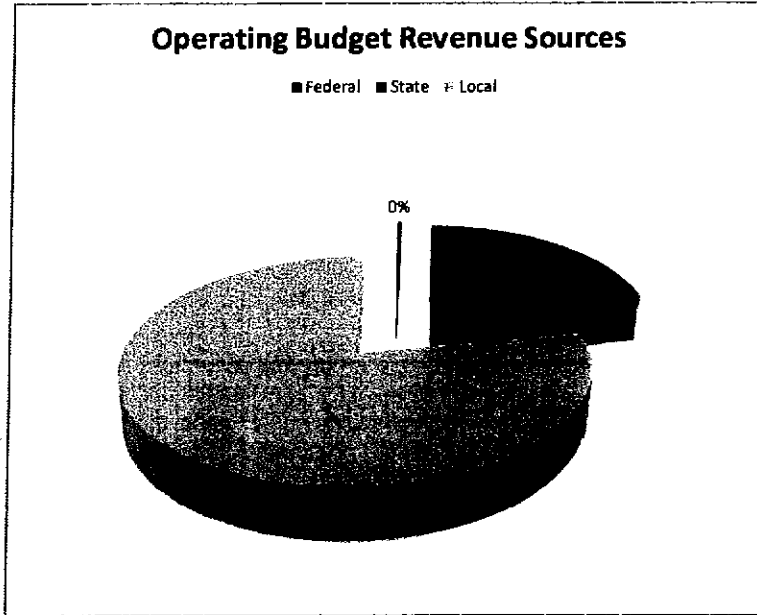
**TOTAL BUDGET**

**\$ 65,211,000**

# Operating Budget Revenue Sources

As of July 18, 2012

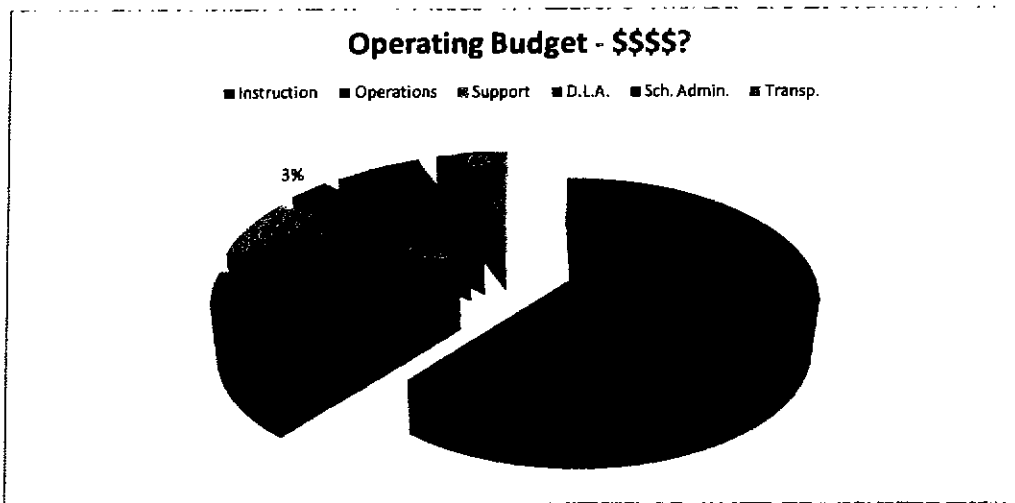
	<u>%</u>	<u>Amount</u>
Federal	0.34%	\$ 200,000
State	21.77%	12,955,411
Local	77.89%	46,343,504
	<u>100.00%</u>	<u>\$ 59,498,915</u>



## Operating Budget - Where Does the \$\$\$ Go?

(As of September 6, 2012)

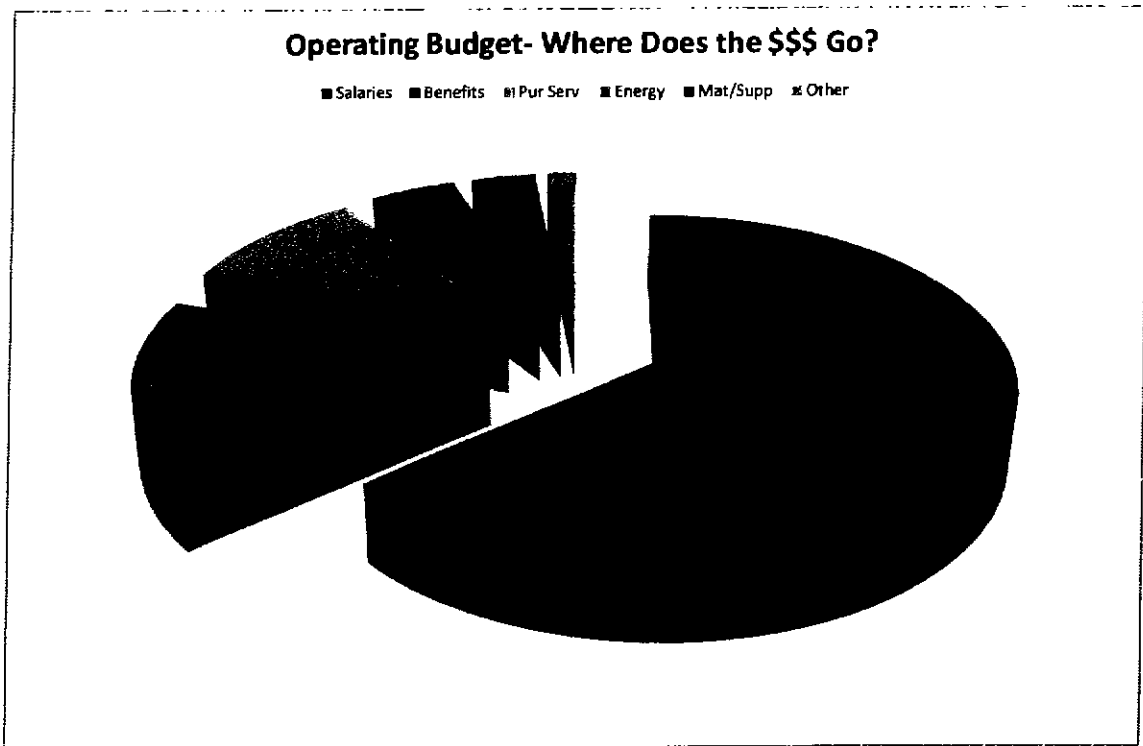
	<u>%</u>	<u>Amount</u>
Instruction	60.74%	\$ 38,122,988
Operations	15.42%	9,676,494
Support	8.12%	5,095,958
D.L.A.	3.15%	1,978,802
Sch. Admin.	6.79%	4,259,632
Transp.	5.78%	3,628,455
	100.00%	\$ 62,762,330




# Operating Budget - Where Does the \$\$\$ Go?

(As of September 6, 2012)


	<u>%</u>	<u>Amount</u>
Salaries	63.78%	\$ 40,030,673
Benefits	16.41%	10,296,250
Pur Serv	10.13%	6,357,545
Energy	4.67%	2,931,334
Mat/Supp	3.45%	2,166,591
Other	1.56%	979,937
	<u>100.00%</u>	<u>\$ 62,762,330</u>



***WHAT IT TAKES TO EDUCATE  
STUDENTS IN WALTON  
COUNTY PUBLIC SCHOOLS:***



94 buses transporting 4,900 students per day,  
traveling approx. one million miles per year



18 school sites housing 7,800 Students  
14 schools managed by the District  
3 Charter Schools and 1 DJJ F

1,134 full and part-time employees  
609 Instructors  
41 Administrators  
484 Educational Support Personnel

13 lunchrooms preparing 6,300 meals  
per day

		Capital Projects Worksheet		Aug. 20, 2012		
		FISCAL YEAR 2012-2013				
PROJECT NAME	PROJECT #	CARRY-FWD.	FUNDED BY:	FY 2012-2013 BUDGET	FUNDED BY:	TOTAL
TRANSFER TO GEN. FUND	9700			1,895,000.00	370 LCIF	1,895,000.00
DISTRICT PAVING	8435304	2,464.63	370 LCIF			2,464.63
DISTRICT PAVING	8435305	1,123.63	370 LCIF			1,123.63
	8435306	50,000.00	370 LCIF			50,000.00
	8435312	55,000.00	370 LCIF			55,000.00
	8435313			100,076.00	370 LCIF	100,076.00
BUSES & MOTOR VEHICLES	8436312	321,721.88	370 LCIF			321,721.88
	8436313			600,000.00	370 LCIF	600,000.00
GENERAL MAINTENANCE	8459312	422,593.35	370 LCIF			422,593.35
	8459313			450,000.00	370 LCIF	450,000.00
TECHNOLOGY EQUIPMENT	9015312	34,903.46	370 LCIF			34,903.46
	9015313			550,000.00	370 LCIF	550,000.00
EASE PURCHASE PAYMENTS	9016313			3,200,000.00	370 LCIF	3,200,000.00
DISTRICT EQUIPMENT	9017311	47,877.16	370 LCIF			47,877.16
(Copiers \$150,000 of this total)	9017312	165,000.00	370 LCIF			165,000.00
	9017313			400,000.00	370 LCIF	400,000.00
ARPET/FLOORING	9018310	9,240.28				9,240.28
ARPET/FLOORING	9018311	25,000.00	370 LCIF			25,000.00
ARPET/FLOORING	9018312	74,977.76	370 LCIF			74,977.76
	9018313			75,000.00	370 LCIF	75,000.00
ENCING	9104311	65,222.96	370 LCIF			65,222.96
ENCING	9104313			20,000.00	370 LCIF	20,000.00
TECH> Maint> (Transf to Gen.)	9122313			115,000.00	370 LCIF	115,000.00
Portable Classrooms	9143312	8,214.57				8,214.57
PORTABLE BUILDINGS	9143313			100,000.00	370 LCIF	100,000.00
ALL FIELD IMPROVEMENTS	9179303	51,375.59	370 LCIF			51,375.59
	9179312	100,000.00	370 LCIF			100,000.00
CHARTER SCHOOLS	9192313			200,000.00	397 FUND	200,000.00
ERIGATION & L'SCPING	9207307	14,389.65	370 LCIF			14,389.65
ERIGATION & L'SCPING	9207312	36,937.00	370 LCIF			36,937.00
	9207313			50,000.00	370 LCIF	50,000.00
COVERED WALKWAYS@VA.SCHLS.	9214308	75,411.29	370 LCIF			75,411.29
MAINTENANCE STORAGE BUILDINGS	9237307	30,916.40	370 LCIF			30,916.40
	9237311	15,000.00	370 LCIF			15,000.00
	9237313			50,000.00	370 LCIF	50,000.00
DOF REPAIRS	9253306	34,770.10	370 LCIF			34,770.10
	9253308	65,313.06	370 LCIF			65,313.06
	9253311	50,000.00	370 LCIF			50,000.00
	9253313			150,000.00	370 LCIF	150,000.00
EMERALD COAST MIDDLE SCHOOL	9268310	571,600.73				571,600.73
	9268312	1,213,499.19	370 LCIF			1,213,499.19
RE & HVAC CONTROLS REPLACE.	9293312	25,540.47	370 LCIF			25,540.47
RE & HVAC CONTROLS REPLACE.	9293313			200,000.00	370 LCIF	200,000.00
ROSSY HEAD SCHOOL	9301311	17,724.66	370 LCIF			17,724.66
W WALTON HIGH SCHOOL	9302307	79,346.38	370 LCIF			79,346.38
	9302309	466,441.91	370 LCIF			466,441.91
ATHLETIC FIELDS	9344311	1,880,352.28	370 LCIF			1,880,352.28
ENERGY CONSERVATION	9346311	99,380.24	370 LCIF			99,380.24
	9346313			200,000.00	370 LCIF	200,000.00
A	9347311	66,424.17	370 LCIF			66,424.17
	9347312	45,000.00	370 LCIF			45,000.00



	9347313			50,000.00	370 LCIF	50,000.00
SITE IMPROVEMENTS	9348311	89,554.66	370 LCIF			89,554.66
	9348313			50,000.00	370 LCIF	50,000.00
REEPORT ELEM. BOILER/GENERATOR	9349311	1,836.80	370 LCIF			1,836.80
WALTON MIDDLE 6TH GRADE WING	9350310	917,482.80	370 LCIF			917,482.80
WALTON MIDDLE 6TH GRADE WING	9350311	1,499,674.56	370 LCIF			1,499,674.56
WALTON MIDDLE 6TH GRADE WING	9350313	2,929.07	360 CO & DS	50,000.00	360 CD&DS	52,929.07
	9350313			601,549.00	370 LCIF	601,549.00
HS/SWHS GYM BLEACHERS	9351311	18,043.31	370 LCIF			18,043.31
ACILITIES MASTERPLAN A&E SERV.	9352312	42,493.65	370 LCIF			42,493.65
ACILITIES MASTERPLAN A&E SERV.	9352313			200,000.00	370 LCIF	200,000.00
AN R. BUTLER CUTTHRU RD	9375312	250,000.00	370 LCIF			250,000.00
NEW SCHOOL (South / Central)	9376312	2,000,000.00	370 LCIF			2,000,000.00
REEPORT AV SOUND CAFETERIA	9385313			62,000.00	370 LCIF	62,000.00
AR ELEM. WINDOW REPLACEMENT	9386313			350,000.00	370 LCIF	350,000.00
AXTON SITE DRAINAGE/TRACK	9387313			250,000.00	370 LCIF	250,000.00
PROJECT TOTALS		11,044,777.65		9,968,625.00		21,013,402.65

APPROVED BY

SEP 6 2012

WALTON COUNTY SCHOOL BOARD

DISTRICT SUMMARY BUDGET FOR WALTON COUNTY  
 DISTRICT SUMMARY BUDGET  
 Fiscal Year 2012-2013

SECTION I. ASSESSMENT AND MILLAGE LEVIES

A. Certification of Taxable Value of Property in County by Property Appraiser

11,248,408,398.00

B. Millage Levies on Nonexempt Property:

	DISTRICT MILLAGE LEVIES		
	Nonvoted	Voted	Total
1. Required Local Effort	2.8630		2.8630
2. Prior Period Funding Adjustment Millage	0.0020		0.0020
3. Discretionary Operating	0.7480		0.7480
4. Critical Operating Needs			
5. Additional Operating		0.5000	0.5000
6. Additional Capital Improvement			
7. Local Capital Improvement	0.9000		0.9000
8. Discretionary Capital Improvement			
9. Critical Capital Outlay Needs			
10. Debt Service			
<b>TOTAL MILLS</b>	<b>4.5130</b>	<b>0.5000</b>	<b>5.0130</b>

DISTRICT SUMMARY BUDGET FOR WALTON COUNTY  
DISTRICT SUMMARY BUDGET  
For Fiscal Year Ending June 30, 2013

SECTION II. GENERAL FUND - FUND 100

ESTIMATED REVENUES	Account Number	
<i>FEDERAL:</i>		
Federal Impact, Current Operations	3121	150,000.00
Reserve Officers Training Corps (ROTC)	3191	50,000.00
Miscellaneous Federal Direct	3199	
Total Federal Direct	3100	200,000.00
<i>FEDERAL THROUGH STATE AND LOCAL:</i>		
Medicaid	3202	200,000.00
National Forest Funds	3255	3,000.00
Federal Through Local	3280	
Miscellaneous Federal through State	3299	
Total Federal Through State And Local	3200	203,000.00
<i>STATE:</i>		
Florida Education Finance Program (FEFP)	3310	3,399,268.00
Workforce Development	3315	297,304.00
Workforce Development Capitalization Incentive Grant	3316	
Workforce Education Performance Incentive	3317	7,000.00
Adults With Disabilities	3318	
CO & DS Withheld for Administrative Expense	3323	2,000.00
Diagnostic and Learning Resources Centers	3335	
Racing Commission Funds	3341	232,750.00
State Forest Funds	3342	
State License Tax	3343	25,000.00
District Discretionary Lottery Funds	3344	
Class Size Reduction Operating Funds	3355	8,126,514.00
School Recognition Funds	3361	486,964.00
Excellent Teaching Program	3363	
Voluntary Prekindergarten Program	3371	200,000.00
Preschool Projects	3372	
Reading Programs	3373	
Full Service Schools	3378	
Other Miscellaneous State Revenue	3399	178,611.00
Total State	3300	12,955,411.00
<i>LOCAL:</i>		
District School Taxes	3411	44,414,115.00
Tax Redemptions	3421	200,000.00
Payment in Lieu of Taxes	3422	
Excess Fees	3423	
Tuition (Non-Resident)	3424	
Rent	3425	
Interest, Including Profit On Investment	3430	50,000.00
Gifts, Grants and Bequests	3440	
Adult General Education Course Fees	3461	
Postsecondary Vocational Course Fees	3462	170,000.00
Continuing Workforce Education Course Fees	3463	13,000.00
Capital Improvement Fees	3464	
Postsecondary Lab Fees	3465	
Lifelong Learning Fees	3466	
General Education Development (GED) Testing Fees	3467	
Financial Aid Fees	3468	
Other Student Fees	3469	65,000.00
Preschool Program Fees	3471	
Prekindergarten Early Intervention Fees	3472	
School Age Child Care Fees	3473	445,000.00
Other School, Course, and Class Fees	3479	
Miscellaneous Local Sources	3490	986,389.00
Total Local	3400	46,343,504.00
<b>TOTAL ESTIMATED REVENUES</b>		<b>59,701,915.00</b>
<b>OTHER FINANCING SOURCES</b>		
Loans	3720	
Sale of Capital Assets	3730	
Loss Recoveries	3740	
<i>Transfers In:</i>		
From Debt Service Funds	3620	410,000.00
From Capital Projects Funds	3630	2,360,000.00
From Special Revenue Funds	3640	
From Permanent Funds	3660	
From Internal Service Funds	3670	
From Enterprise Funds	3690	
Total Transfers In	3600	2,770,000.00
<b>TOTAL OTHER FINANCING SOURCES</b>		<b>2,770,000.00</b>
Fund Balance, July 1, 2012	2800	2,739,444.62
<b>TOTAL ESTIMATED REVENUES, OTHER FINANCING SOURCES, AND FUND BALANCE</b>		<b>65,211,359.62</b>

DISTRICT SUMMARY BUDGET FOR WALTON COUNTY  
 DISTRICT SUMMARY BUDGET  
 For Fiscal Year Ending June 30, 2013

SECTION II. GENERAL FUND - FUND 100 (Continued)

APPROPRIATIONS	Account Number	Totals	Salaries 100	Employee Benefits 200	Purchased Services 300	Energy Services 400	Materials & Supplies 500	Capital Outlay 600	Other Expenses 700
Instruction	5000	38,122,988.26	26,758,294.60	6,396,734.96	2,890,943.02				
Pupil Personnel Services	6100	1,970,620.92	1,495,475.36	366,320.16	56,841.00		1,625,113.69	11,133.99	440,718.00
Instructional Media Services	6200	1,107,664.53	848,406.91	186,913.73	1,620.00		13,940.97	57,512.92	270.00
Instruction and Curriculum Development Services	6300	713,084.71	564,869.23	116,567.80	10,374.40		7,794.88	226.80	13,251.60
Instructional Staff Training Services	6400	662,402.80	453,785.60	94,858.92	38,375.00		71,483.28		3,900.00
Instructional Related Technology	6500	309,262.20	239,725.12	60,417.08	6,120.00		3,000.00		
Board	7100	290,898.35	138,145.00	51,913.35	69,600.00		5,400.00		25,840.00
General Administration	7200	195,219.66	142,573.90	28,813.76	13,880.00		2,880.00	72.00	7,000.00
School Administration	7300	4,259,632.13	3,391,585.76	800,307.92	8,464.37		49,364.69	1,568.89	8,040.50
Facilities Acquisition and Construction	7400								
Fiscal Services	7500	355,791.66	255,708.60	62,315.06	4,288.00		32,280.00		1,200.00
Food Service	7600	16,990.83	15,438.81	1,552.02					
Central Services	7700	704,858.03	500,753.83	114,999.52	43,556.68		9,176.00		36,372.00
Pupil Transportation Services	7800	3,628,454.98	1,820,341.93	865,909.05	16,560.00	618,400.00	206,344.00	900.00	100,000.00
Operation of Plant	7900	8,152,075.06	1,940,700.82	730,837.39	3,045,510.36	2,312,934.00	86,566.29	252.00	35,274.20
Maintenance of Plant	8100	1,524,418.82	1,174,978.39	343,795.63	1,026.00		460.80		4,158.00
Administrative Technology Services	8200	295,043.49	124,981.75	26,977.74	138,836.00		2,592.00	936.00	720.00
Community Services	9100	332,923.22	164,907.40	47,015.82	11,500.00		10,000.00		99,500.00
Debt Service	9200	120,000.00							120,000.00
Other Capital Outlay	9300								
<b>TOTAL APPROPRIATIONS</b>		62,762,329.65	40,030,673.01	10,296,249.91	6,357,544.83	2,931,334.00	2,166,590.60	75,350.60	904,586.70
<b>OTHER FINANCING USES:</b>									
Transfers Out: (Function 9700)									
To Debt Service Funds	920								
To Capital Projects Funds	930								
To Special Revenue Funds	940								
To Permanent Funds	960								
To Internal Service Funds	970								
To Enterprise Funds	990								
Total Transfers Out	9700								
<b>TOTAL OTHER FINANCING USES</b>									
Nonspendable Fund Balance, June 30, 2013	2710								
Restricted Fund Balance, June 30, 2013	2720								
Committed Fund Balance, June 30, 2013	2730								
Assigned Fund Balance, June 30, 2013	2740								
Unassigned Fund Balance, June 30, 2013	2750	2,449,029.97							
<b>TOTAL ENDING FUND BALANCE</b>	2700	2,449,029.97							
<b>TOTAL APPROPRIATIONS, OTHER FINANCING USES, AND FUND BALANCE</b>		65,211,359.62							

4.10% of estimated revenues

DISTRICT SUMMARY BUDGET FOR WALTON COUNTY  
DISTRICT SUMMARY BUDGET  
For Fiscal Year Ending June 30, 2013

SECTION III. SPECIAL REVENUE FUNDS - FOOD SERVICES - FUND 410

ESTIMATED REVENUES	Account Number	
<i>FEDERAL THROUGH STATE AND LOCAL:</i>		
National School Lunch Act	3260	2,155,769.11
USDA Donated Commodities	3265	
Federal Through Local	3280	101,200.00
Miscellaneous Federal Through State	3299	
Total Federal Through State And Local	3200	2,256,969.11
<i>STATE:</i>		
School Breakfast Supplement	3337	22,615.00
School Lunch Supplement	3338	24,598.00
Other Miscellaneous State Revenue	3399	
Total State	3300	47,213.00
<i>LOCAL:</i>		
Interest, Including Profit on Investment	3430	1,000.00
Gifts, Grants and Bequests	3440	
Food Service	3450	859,289.88
Other Miscellaneous Local Sources	3495	
Total Local	3400	860,289.88
<b>TOTAL ESTIMATED REVENUES</b>		<b>3,164,471.99</b>
<b>OTHER FINANCING SOURCES:</b>		
Loans	3720	
Sale of Capital Assets	3730	
Loss Recoveries	3740	
<i>Transfers In:</i>		
From General Fund	3610	
From Debt Service Funds	3620	
From Capital Projects Funds	3630	
Interfund Transfer	3650	
From Permanent Funds	3660	
From Internal Service Funds	3670	
From Enterprise Funds	3690	
Total Transfers In	3600	
<b>TOTAL OTHER FINANCING SOURCES</b>		
Fund Balance, July 1, 2012	2800	78,693.97
<b>TOTAL ESTIMATED REVENUES, OTHER FINANCING SOURCES, AND FUND BALANCE</b>		<b>3,243,165.96</b>

DISTRICT SUMMARY BUDGET FOR WALTON COUNTY  
DISTRICT SUMMARY BUDGET  
For Fiscal Year Ending June 30, 2013

SECTION III. SPECIAL REVENUE FUNDS - FOOD SERVICES -  
FUND 410 (CONTINUED)

APPROPRIATIONS	Account Number	
<i>Food Services: (Function 7600)</i>		
Salaries	100	1,317,413.17
Employee Benefits	200	515,248.36
Purchased Services	300	30,620.00
Energy Services	400	
Materials and Supplies	500	1,284,145.43
Capital Outlay	600	
Other Expenses	700	18,632.03
Capital Outlay (Function 9300)	600	
<b>TOTAL APPROPRIATIONS</b>	7600	3,166,058.99
<b>OTHER FINANCING USES:</b>		
<i>Transfers Out (Function 9700)</i>		
To General Fund	910	
To Debt Service Funds	920	
To Capital Projects Funds	930	
Interfund	950	
To Permanent Funds	960	
To Internal Service Funds	970	
To Enterprise Funds	990	
Total Transfers Out	9700	
<b>TOTAL OTHER FINANCING USES</b>		
Nonspendable Fund Balance, June 30, 2013	2710	
Restricted Fund Balance, June 30, 2013	2720	77,106.97
Committed Fund Balance, June 30, 2013	2730	
Assigned Fund Balance, June 30, 2013	2740	
Unassigned Fund Balance, June 30, 2013	2750	
<b>TOTAL ENDING FUND BALANCE</b>	2700	77,106.97
<b>TOTAL APPROPRIATIONS, OTHER FINANCING USES, AND FUND BALANCE</b>		3,243,165.96

DISTRICT SUMMARY BUDGET FOR WALTON COUNTY  
DISTRICT SUMMARY BUDGET  
For Fiscal Year Ending June 30, 2013

SECTION IV. SPECIAL REVENUE FUNDS - OTHER FEDERAL  
PROGRAMS - FUND 420

ESTIMATED REVENUES	Account Number	
<i>FEDERAL DIRECT:</i>		
Workforce Investment Act	3170	
Community Action Programs	3180	
Reserve Officers Training Corps (ROTC)	3191	
Miscellaneous Federal Direct	3199	
Total Federal Direct	3100	
<i>FEDERAL THROUGH STATE AND LOCAL:</i>		
Vocational Education Acts	3201	131,486.00
Medicaid	3202	
Workforce Investment Act	3220	
Math & Science Partnerships - Title II, Part B	3226	550,000.00
Drug Free Schools	3227	
Individuals with Disabilities Education Act (IDEA)	3230	2,044,785.22
Elementary and Secondary Education Act, Title I	3240	2,720,998.65
Adult General Education	3251	
Vocational Rehabilitation	3253	
Federal Through Local	3280	
Miscellaneous Federal Through State	3299	91,365.23
Total Federal Through State And Local	3200	5,538,635.10
<i>STATE:</i>		
Other Miscellaneous State Revenue	3399	
Total State	3300	
<i>LOCAL:</i>		
Interest, Including Profit on Investment	3430	
Gifts, Grants & Bequests	3440	
Adult General Education Course Fees	3461	
Other Miscellaneous Local Sources	3495	
Total Local	3400	
<b>TOTAL ESTIMATED REVENUES</b>		<b>5,538,635.10</b>
<i>OTHER FINANCING SOURCES:</i>		
Loans	3720	
Sale of Capital Assets	3730	
Loss Recoveries	3740	
<i>Transfers In:</i>		
From General Fund	3610	
From Debt Service Funds	3620	
From Capital Projects Funds	3630	
Interfund	3650	
From Permanent Funds	3660	
From Internal Service Funds	3670	
From Enterprise Funds	3690	
Total Transfers In	3600	
<b>TOTAL OTHER FINANCING SOURCES</b>		
Fund Balance, July 1, 2012	2800	
<b>TOTAL ESTIMATED REVENUES, OTHER FINANCING SOURCES, AND FUND BALANCE</b>		<b>5,538,635.10</b>

DISTRICT SUMMARY BUDGET FOR WALTON COUNTY  
DISTRICT SUMMARY BUDGET  
For Fiscal Year Ending June 30, 2013

SECTION IV. SPECIAL REVENUE FUNDS - OTHER FEDERAL PROGRAMS - FUND 420 (Continued)

APPROPRIATIONS	Account Number	Totals	Salaries 100	Employee Benefits 200	Purchased Services 300	Energy Services 400	Materials & Supplies 500	Capital Outlay 600	Other Expenses 700
Instruction	5000	2,936,213.32	1,677,733.19	601,236.65	465,421.59				
Pupil Personnel Services	6100	280,125.03	147,865.15	46,275.86	65,190.00		73,902.39	53,611.72	64,307.78
Instructional Media Services	6200						14,658.85	6,135.17	
Instruction and Curriculum Development Services	6300	1,061,927.22	567,181.06	162,298.63	111,132.01				
Instructional Staff Training Services	6400	1,086,206.34	503,237.91	107,514.49	319,588.15		67,102.36	21,861.00	132,352.16
Instructional Related Technology	6500	38,624.15					71,772.49	41,300.00	42,793.30
Board	7100							38,624.15	
General Administration	7200	115,318.90							
School Administration	7300								115,318.90
Facilities Acquisition and Construction	7400								
Fiscal Services	7500								
Food Services	7600								
Central Services	7700								
Pupil Transportation Services	7800	14,580.00							
Operation of Plant	7900	5,640.14			14,580.00				
Maintenance of Plant	8100				5,640.14				
Administrative Technology Services	8200								
Community Services	9100								
Debt Service	9200								
Other Capital Outlay	9300								
<b>TOTAL APPROPRIATIONS</b>		<b>5,538,635.10</b>							
<b>OTHER FINANCING USES:</b>									
Transfers Out: (Function 9700)									
To General Fund	910								
To Debt Service Funds	920								
To Capital Projects Funds	930								
Interfund	950								
To Permanent Funds	960								
To Internal Service Funds	970								
To Enterprise Funds	990								
Total Transfers Out	9700								
<b>TOTAL OTHER FINANCING USES</b>									
Nonspendable Fund Balance, June 30, 2013	2710								
Restricted Fund Balance, June 30, 2013	2720								
Committed Fund Balance, June 30, 2013	2730								
Assigned Fund Balance, June 30, 2013	2740								
Unassigned Fund Balance, June 30, 2013	2750								
<b>TOTAL ENDING FUND BALANCE</b>	2700								
<b>TOTAL APPROPRIATIONS, OTHER FINANCING USES, AND FUND BALANCE</b>		<b>5,538,635.10</b>							



DISTRICT SUMMARY BUDGET FOR WALTON COUNTY  
 DISTRICT SUMMARY BUDGET  
 For Fiscal Year Ending June 30, 2013

SECTION V. SPECIAL REVENUE FUNDS -  
 RACE TO THE TOP - FUND 434

ESTIMATED REVENUES	Account Number	
<i>FEDERAL DIRECT:</i>		
Miscellaneous Federal Direct	3199	
Total Federal Direct	3100	
<i>FEDERAL THROUGH STATE AND LOCAL:</i>		
Race to the Top	3214	167,177.73
Miscellaneous Federal Through State	3299	
Total Federal Through State And Local	3200	167,177.73
<i>STATE:</i>		
Other Miscellaneous State Revenue	3399	
Total State	3300	
<i>LOCAL:</i>		
Interest, Including Profit on Investment	3430	
Gifts, Grants & Bequests	3440	
Other Miscellaneous Local Sources	3495	
Total Local	3400	
<b>TOTAL ESTIMATED REVENUES</b>		167,177.73
<i>OTHER FINANCING SOURCES:</i>		
Sale of Capital Assets	3730	
Loss Recoveries	3740	
<i>Transfers In:</i>		
From General Fund	3610	
From Debt Service Funds	3620	
From Capital Projects Funds	3630	
Interfund	3650	
From Permanent Funds	3660	
From Internal Service Funds	3670	
From Enterprise Funds	3690	
Total Transfers In	3600	
<b>TOTAL OTHER FINANCING SOURCES</b>		
Fund Balance, July 1, 2012	2800	
<b>TOTAL ESTIMATED REVENUES, OTHER FINANCING SOURCES, AND FUND BALANCE</b>		167,177.73

DISTRICT SUMMARY BUDGET FOR WALTON COUNTY  
 DISTRICT SUMMARY BUDGET  
 For Fiscal Year Ending June 30, 2013

SECTION V. SPECIAL REVENUE FUNDS - RACE TO THE TOP - FUND 434

APPROPRIATIONS	Account Number	Totals	Salaries 100	Employee Benefits 200	Purchased Services 300	Energy Services 400	Materials & Supplies 500	Capital Outlay 600	Other Expenses 700
Instruction	5000	86,457.43							
Pupil Personnel Services	6100				74,000.00				
Instructional Media Services	6200							12,457.43	
Instruction and Curriculum Development Services	6300	3,000.00							
Instructional Staff Training Services	6400	71,204.13			3,000.00				
Instructional Related Technology	6500		29,330.22	3,970.82	26,611.92		2,141.17		
Board	7100								9,150.00
General Administration	7200	16.17							
School Administration	7300	6,500.00							
Facilities Acquisition and Construction	7400				6,500.00				
Fiscal Services	7500								
Food Services	7600								
Central Services	7700								
Pupil Transportation Services	7800								
Operation of Plant	7900								
Maintenance of Plant	8100								
Administrative Technology Services	8200								
Community Services	9100								
Debt Service	9200								
Other Capital Outlay	9300								
<b>TOTAL APPROPRIATIONS</b>		167,177.73							
<b>OTHER FINANCING USES:</b>			29,330.22	3,970.82	110,111.92		2,141.17	12,457.43	9,166.17
Transfers Out: (Function 9700)									
To General Fund	910								
To Debt Service Funds	920								
To Capital Projects Funds	930								
Interfund	950								
To Permanent Funds	960								
To Internal Service Funds	970								
To Enterprise Funds	990								
Total Transfers Out	9700								
<b>TOTAL OTHER FINANCING USES</b>									
Nonspendable Fund Balance, June 30, 2013	2710								
Restricted Fund Balance, June 30, 2013	2720								
Committed Fund Balance, June 30, 2013	2730								
Assigned Fund Balance, June 30, 2013	2740								
Unassigned Fund Balance, June 30, 2013	2750								
<b>TOTAL ENDING FUND BALANCE</b>	2700								
<b>TOTAL APPROPRIATIONS, OTHER FINANCING USES, AND FUND BALANCE</b>		167,177.73							

DISTRICT SUMMARY BUDGET FOR WALTON COUNTY  
 DISTRICT SUMMARY BUDGET  
 For Fiscal Year Ending June 30, 2013

SECTION VII. DEBT SERVICE FUNDS

ESTIMATED REVENUES	Account Number	Totals	210 SBE & COBI Bonds	220 Special Act Bonds (Race Track)	230 Section 1011.14-15 F.S. Loans	240 Motor Vehicle Revenue Bonds	250 District Bonds	290 Other Debt Service	299 ARRA Economic Stim. Debt Svc.
<b>FEDERAL DIRECT SOURCES:</b>									
Other Federal Direct									
Total Federal Direct Sources	3190								
<b>FEDERAL THROUGH STATE SOURCES:</b>									
Other Federal Through State									
Total Federal Through State Sources	3290								
<b>STATE SOURCES:</b>									
CO & DS Distributed	3321								
CO & DS Withheld for SBE/COBI Bonds	3322	140,892.47	140,892.47						
Cost of Issuing SBE/COBI Bonds	3324								
Interest on Undistributed CO & DS	3325								
SBE/COBI Bond Interest	3326								
Racing Commission Funds	3341								
Total State Sources	3300	140,892.47	140,892.47						
<b>LOCAL SOURCES:</b>									
District Debt Service Taxes									
Local Sales Tax	3412								
Tax Redemptions	3418								
Excess Fees	3421								
Rent	3423								
Interest, Including Profit on Investment	3425								
Gifts, Grants, and Bequests	3430								
Total Local Sources	3440								
<b>TOTAL ESTIMATED REVENUES</b>		140,892.47	140,892.47						
<b>OTHER FINANCING SOURCES:</b>									
Issuance of Bonds									
Loans	3710								
Proceeds of Certificates of Participation	3720								
Transfers In:	3750								
From General Fund									
From Capital Projects Funds	3610								
From Special Revenue Funds	3630	3,200,000.00							
Interfund (Debt Service Only)	3640							3,200,000.00	
From Permanent Funds	3650								
From Internal Service Funds	3660								
From Enterprise Funds	3670								
Total Transfers In	3690								
<b>TOTAL OTHER FINANCING SOURCES</b>	3600	3,200,000.00						3,200,000.00	
<b>Fund Balances, July 1, 2012</b>	2800	866,308.65	18,254.79	624,558.16				223,495.70	
<b>TOTAL ESTIMATED REVENUES, OTHER FINANCING SOURCES, AND FUND BALANCES</b>		4,207,201.12	159,147.26	624,558.16				3,423,495.70	

DISTRICT SUMMARY BUDGET FOR WALTON COUNTY  
 DISTRICT SUMMARY BUDGET  
 For Fiscal Year Ending June 30, 2013

SECTION VII. DEBT SERVICE FUNDS (Continued)

APPROPRIATIONS	Account Number	Totals	210 SBE & COBI Bonds	220 Special Act Bonds (Race Track)	230 Section 1011.14-15 F.S. Loans	240 Motor Vehicle Revenue Bonds	250 District Bonds	290 Other Debt Service	299 ARRA Economic Stim. Debt Svc.
<i>Debt Service: (Function 9200)</i>									
Redemption of Principal	710	2,765,000.00	120,000.00	185,000.00					
Interest	720	828,471.75	27,500.00	4,467.75				2,460,000.00	
Dues and Fees	730	6,299.00		50.00				796,504.00	
Miscellaneous Expenses	790								
<b>TOTAL APPROPRIATIONS</b>	9200	3,599,770.75	147,500.00	189,517.75				6,249.00	
<b>OTHER FINANCING USES:</b>									
<i>Transfers Out: (Function 9700)</i>									
To General Fund	910	410,000.00		410,000.00				3,262,753.00	
To Capital Projects Funds	930								
To Special Revenue Funds	940								
Interfund (Debt Service Only)	950								
To Permanent Funds	960								
To Internal Service Funds	970								
To Enterprise Funds	990								
Total Transfers Out	9700	410,000.00		410,000.00					
<b>TOTAL OTHER FINANCING USES</b>		410,000.00		410,000.00					
Nonspendable Fund Balances, June 30, 2013	2710								
Restricted Fund Balances, June 30, 2013	2720								
Committed Fund Balances, June 30, 2013	2730								
Assigned Fund Balances, June 30, 2013	2740	197,430.37	11,647.26	25,040.41					
Unassigned Fund Balances, June 30, 2013	2750							160,742.70	
<b>TOTAL ENDING FUND BALANCES</b>	2700	197,430.37	11,647.26	25,040.41				160,742.70	
<b>TOTAL APPROPRIATIONS, OTHER FINANCING USES, AND FUND BALANCES</b>		4,207,201.12	159,147.26	624,558.16				3,423,495.70	

SECTION VIII. CAPITAL PROJECTS FUNDS

ESTIMATED REVENUES	Account Number	Totals	310 Capital Outlay Bond Issues (COB)	320 Special Act Bonds (Racetrack)	330 Section 1011.14-15 F.S. Loans	340 Public Education Cap Outlay (PECO)	350 District Bonds	360 Capital Outlay & Debt Service Funds	370 Cap. Improvements Section 1011.71(2)	380 Voted Capital Improvements	390 Other Capital Projects	399 ARRA Economic Stimulus Projects
<b>FEDERAL DIRECT SOURCES:</b>												
Other Federal Direct	3150											
Total Federal Direct Sources	3100											
<b>FEDERAL THROUGH STATE SOURCES:</b>												
Other Federal Through State	3290											
Total Federal Through State Sources	3200											
<b>STATE SOURCES:</b>												
CO & DS Distributed	3121	50,000.00										
Interest on Undistributed CO & DS	3123											
Racing Commission Funds	3341							50,000.00				
Public Education Capital Outlay (PECO)	3391											
Classrooms First Program	3392											
School Infrastructure Thrift Program	3393											
Smart Schools Small County Assn. Program	3395											
Charter School Capital Outlay Funding	3396											
Other Miscellaneous State Revenue	3399	200,000.00										
Total State Sources	3300	250,000.00										200,000.00
<b>LOCAL SOURCES:</b>												
District Local Capital Improvements Tax	3413	9,718,625.00						50,000.00				200,000.00
Local Sales Tax	3418											
Tax Redemptions	3421								9,718,625.00			
Interest, Including Profit on Investment	3430											
Gifts, Grants, and Bequests	3440											
Miscellaneous Local Sources	3490											
Impact Fees	3496											
Refunds of Prior Year Expenditures	3497											
Total Local Sources	3400	9,718,625.00										
<b>TOTAL ESTIMATED REVENUES</b>		<b>9,968,625.00</b>							<b>9,718,625.00</b>			
<b>OTHER FINANCING SOURCES</b>												
Issuance of Bonds								50,000.00	9,718,625.00			200,000.00
Loans	3710											
Sale of Capital Assets	3720											
Loss Recoveries	3730											
Proceeds of Certificates of Participation	3740											
Transfers In:	3750											
From General Fund	3610											
From Debt Service Funds	3620											
From Special Revenue Funds	3640											
Interfund (Capital Projects Only)	3650											
From Permanent Funds	3660											
From Internal Service Funds	3670											
From Enterprise Funds	3690											
Total Transfers In	3600											
<b>TOTAL OTHER FINANCING SOURCES</b>												
Fund Balance, July 1, 2012	2800	11,044,777.55										
<b>TOTAL ESTIMATED REVENUES, OTHER FINANCING SOURCES, AND FUND BALANCES</b>		<b>21,013,402.55</b>						<b>52,929.07</b>	<b>11,041,548.55</b>			
								<b>52,929.07</b>	<b>20,760,473.58</b>			<b>200,000.00</b>

DISTRICT SUMMARY BUDGET FOR WALTON COUNTY  
 DISTRICT SUMMARY BUDGET  
 For Fiscal Year Ending June 30, 2013

SECTION VIII. CAPITAL PROJECTS FUNDS (Continued)

APPROPRIATIONS	Account Number	Totals	310 Capital Outlay Bond Issues (COBI)	320 Special Act Bonds (Racecheck)	330 Section 1011.14-15 F.S. Loans	340 Public Education Cap Outlay (PECO)	350 District Bonds	360 Capital Outlay & Debt Service Funds	370 Cap. Improvements Section 1011.7(12)	380 Voted Capital Improvements	390 Other Capital Projects	399 ARRA Economic Stimulus Projects
<i>Appropriations: (Functions 74009200)</i>												
Library Books (New Libraries)	610											
Audio-Visual Materials (Non-Consumable)	620											
Buildings and Fixed Equipment	630	9,264,844.63										
Furniture, Fixtures, and Equipment	640	1,547,487.09						52,929.07	9,211,913.56			
Motor Vehicle (Including Buses)	650								1,547,487.09			
Land	660	921,721.88							921,721.88			
Improvements Other Than Buildings	670	2,521,672.54										
Remodeling and Renovations	680	1,197,676.51							2,521,672.54			
Computer Software	690								1,197,676.51			
Redemption of Principal	710											
Interest	720											
Dues and Fees	730											
<b>TOTAL APPROPRIATIONS</b>		15,453,402.65										
<b>OTHER FINANCING USES:</b>												
<i>Transfers Out: (Function 9100)</i>												
To General Fund	910	2,360,000.00										
To Debt Service Funds	920	3,200,000.00							2,160,000.00		200,000.00	
To Special Revenue Funds	940								3,200,000.00			
Interfund (Capital Projects Only)	950											
To Permanent Funds	960											
To Internal Service Funds	970											
To Enterprise Funds	990											
Total Transfers Out	9700	5,560,000.00										
<b>TOTAL OTHER FINANCING USES</b>		5,560,000.00							5,360,000.00		200,000.00	
Nonexpendable Fund Balances, June 30, 2013	2710								5,360,000.00		200,000.00	
Restricted Fund Balances, June 30, 2013	2720											
Committed Fund Balances, June 30, 2013	2730											
Assigned Fund Balances, June 30, 2013	2740											
Unassigned Fund Balances, June 30, 2013	2750											
<b>TOTAL ENDING FUND BALANCES</b>	2700											
<b>TOTAL APPROPRIATIONS, OTHER FINANCING USES, AND FUND BALANCES</b>		21,013,402.65						52,929.07	20,760,473.58		200,000.00	